

ADVANTECH

ADVANTECH

Power Supply

Q1/2015 Roadmap

PAPS Product Management
Q1/2015

Power Supply Product Categorization


SPS

- ▶ 1U
- ▶ 2U
- ▶ FLEX
- ▶ PS2
- ▶ SFX

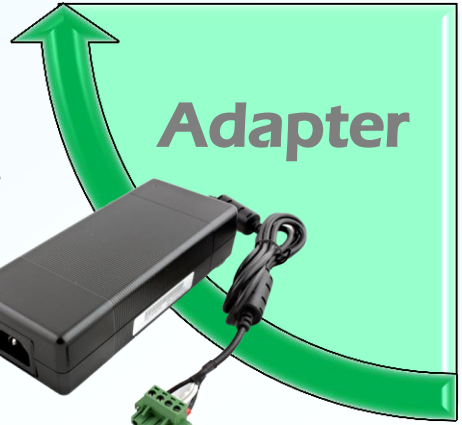


(1+1) Redundant (Module) Redundant

- ▶ Redundant
- ▶ Mini Redundant
- ▶ Redundant Module



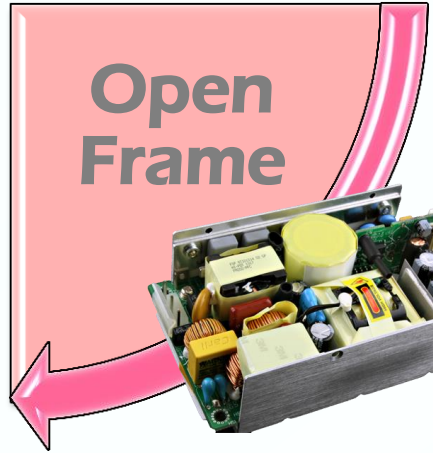
- ▶ Desktop Adapter
- ▶ Car Adapter



Open Frame

SPS

- ▶ Open Frame



Power Supply Product Portfolio (I)

Update Date: 9/11/2014

ATX	Type	Output Power (W)	AC to DC	DC to DC
	1U ATX	250W-500W	96PS-A250W1U 96PS-A300W1U	96PS-D300W1U
	2U ATX	250W-500W	96PS-A300W2U 96PS-A400W2U-1	
	SFX	250W-500W	96PS-A250WSFX	
	FLEX	<250W	96PS-A100WFX 96PS-A150WFX 96PS-A180WFX 96PS-A220WFX	
			96PS-A250WFX 96PS-A270WFX 96PS-A300WFX 96PS-A350WFX 96PS-A400WFX	96PS-D300WFX
	PS2	250W-500W	96PS-A250WPS2 96PS-A300WPS2 96PS-A400WPS2 96PS-A500WPS2	
			96PS-A700WPS2	
			501W-750W	
			751W+	96PS-A1K0WPS2

Adapter	Output Power (W)	AC to DC	DC to DC			
	<25W	96PSA-A15W5P2 96PSA-A15W5R2 (EOL:Q1/2016) 96PSA-A20W5D4 (EOL:Q1/2016)				
		25W-50W	96PSA-A30W12V5 96PSA-A36W12P2 (EOL:Q1/2016) 96PSA-A36W12W6 (EOL:Q1/2016) 96PSA-A40W12V3 (EOL:Q1/2016) 96PSA-A40W12W9 96PSA-A45W12V1-M1			
			51W-75W	96PSA-A60W12D4 (EOL:Q1/2016) 96PSA-A60W12H4 (EOL:Q1/2016) 96PSA-A60W12R1 96PSA-A60W12W7 96PSA-A60W19P2 96PSA-A63W15V1-M 96PSA-A63W18V1-M 96PSA-A65W19V1 96PSA-A65W19V2 (EOL:Q1/2016) 96PSA-A65W19V4		
	76W-100W			96PSA-A80W19P2 96PSA-A80W24D4-M 96PSA-A84W12D4 (EOL:Q1/2016) 96PSA-A84W12V1 96PSA-A84W12W6 (EOL:Q1/2016) 96PSA-A90W19T2 96PSA-A100W18D4-M3 96PSA-A100W18D4-M1 96PSA-A100W18V4-M 96PSA-A100W12W9	96PSA-D90W18W5 96PSA-D90W18W5-1 96PSA-D90W18W5-2	
				101W-200W	96PSA-A120W19P4 (EOL:Q1/2016) 96PSA-A130W19P4 96PSA-A150W12D4 (EOL:Q1/2016) 96PSA-A150W19D4-M 96PSA-A150W19P2 96PSA-A180W24D4 96PSA-A200W24D3	
					201W+	96PSA-A220W24H6 (EOL:Q1/2016) 96PSA-A220W24P4 (EOL:Q1/2016)

Power Supply Product Portfolio (II)

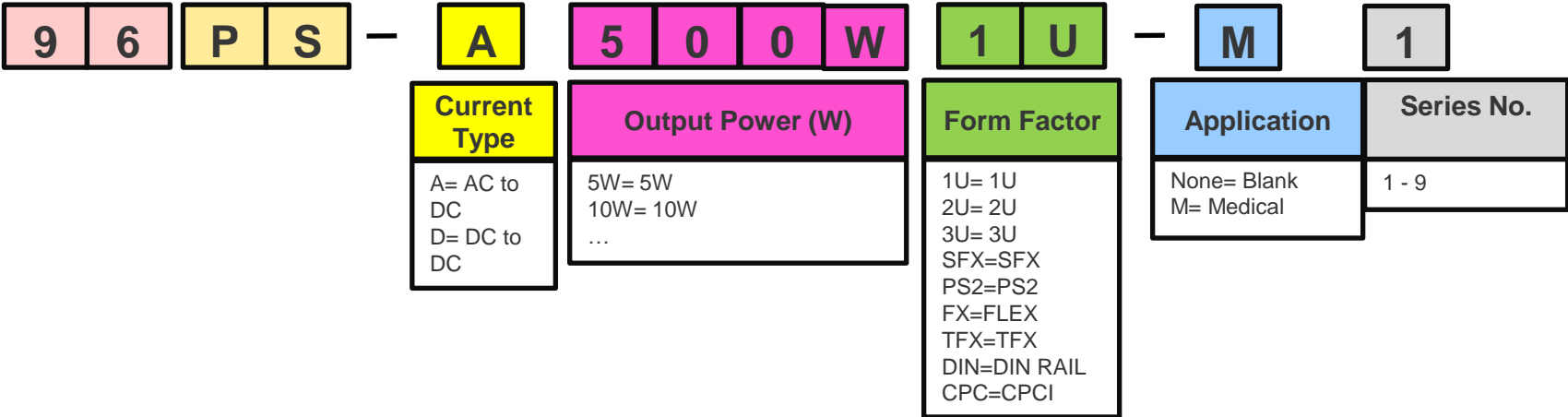
Update Date: 9/11/2014

Redundant	Type	Output Power (W)	AC to DC	DC to DC
	Redundant 1U	250W-500W	96PSR-A275W1U	
		501W-750W	96PSR-A650W1U 96PSR-A720W2U-2	
	Redundant 2U	250W-500W	96PSR-A350W2U 96PSR-A500W2U	
		501W-750W	96PSR-A600W2U	
	Mini Redundant	250W-500W	96PSR-A300WMIN	
			96PSR-A320WMIN	
			96PSR-A400WMIN	
	96PSR-A500WMIN			
		501W-750W	96PSR-A700WMIN	
	751W+	96PSR-A800WMIN		
Redundant Module 1U	<250W	96PSRM-A96W1U		
	250W-500W	96PSRM-A300W1U-1	96PSRM-D250W1U	
	501W+		96PSRM-D720W1U	

Open Frame	Output Power (W)	AC to DC	DC to DC
	<100W	96PSO-A40WD	96PSO-D30W24 96PSO-D30W24-1
		96PSO-A60W12	
		96PSO-A60W24	
	101W-200W	96PSO-A120W24	96PSO-D120WQ 96PSO-D120WQ-1
		96PSO-A120WQ	
96PSO-A150W24			
96PSO-A150WQ			
96PSO-A150WQ-1			
96PSO-A150WQ-M			
201W-300W	96PSO-A300W19-M		
	96PSO-A400W19-M		

ATX Power Supply Naming Convention

96 Part Number



Color / Symbol Key



ATX - AC to DC

1U ATX

250W – 500W

96PS-A250W1U

1757000557, ZIPPY AC 100-240V 250W W/PFC 1U ATX

AtoD

96PS-A300W1U

1757000229G, ZIPPY AC 100-240V 300W W/PFC 1U ATX

AtoD

2U ATX

250W – 500W

96PS-A300W2U

1757000007G, ZIPPY AC 100-240V 300W W/PFC 2U ATX

AtoD

96PS-A400W2U-1

1757000105G, ZIPPY AC 100-240V 400W W/PFC 2U ATX

AtoD

SFX

250W – 500W

96PS-A250WSFX

1757003955, FSP AC 100-240V 250W W/PFC SFX ATX

80 PLUS BRONZE AtoD

1H/2015

2H/2015

1H/2016

2H/2016

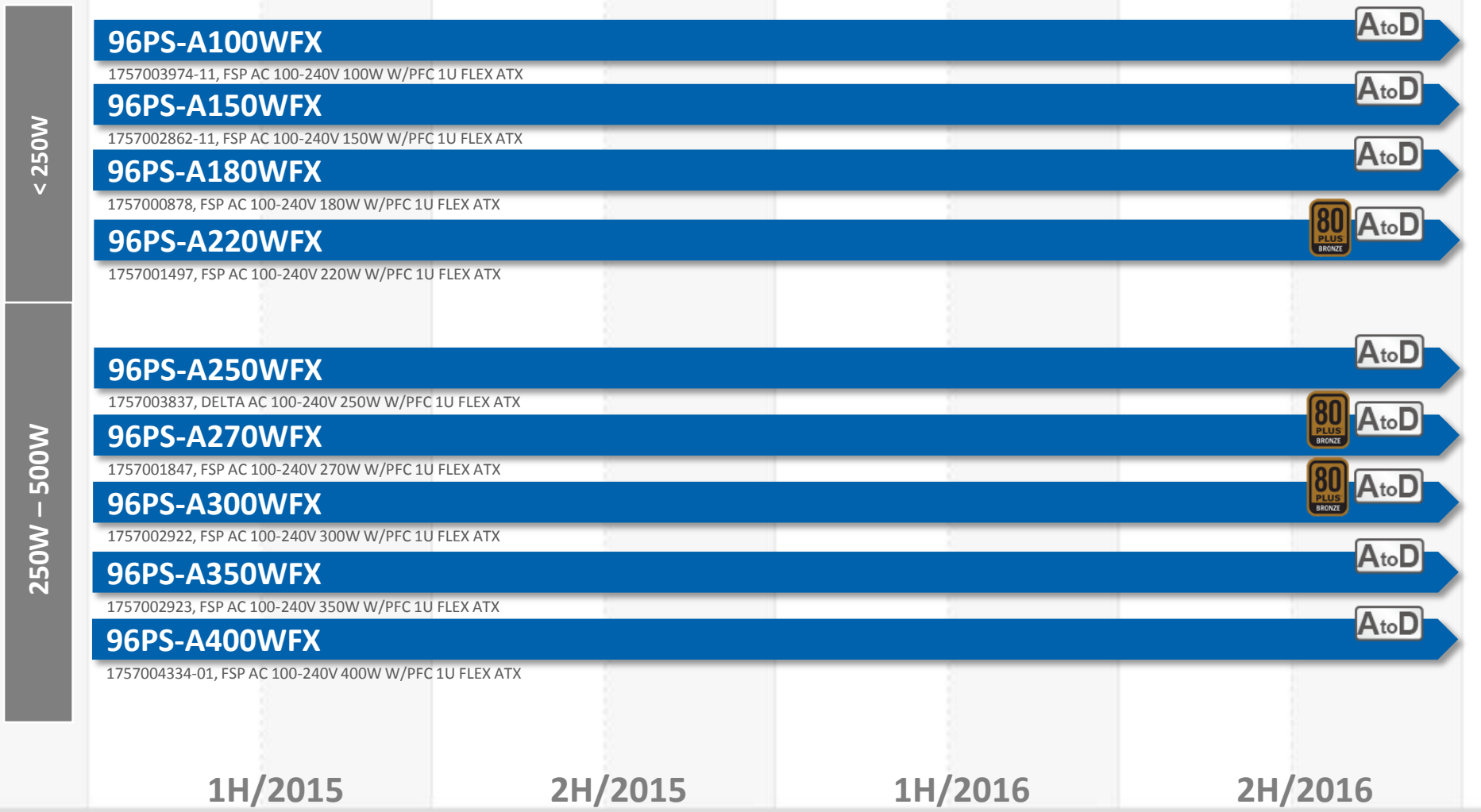
Q1/2015

Enabling an Intelligent Planet

ADVANTECH

ATX - AC to DC

FLEX



1H/2015

2H/2015

1H/2016

2H/2016

ATX - AC to DC

PS2



ATX - DC to DC

1U ATX



FLEX



1H/2015

2H/2015

1H/2016

2H/2016

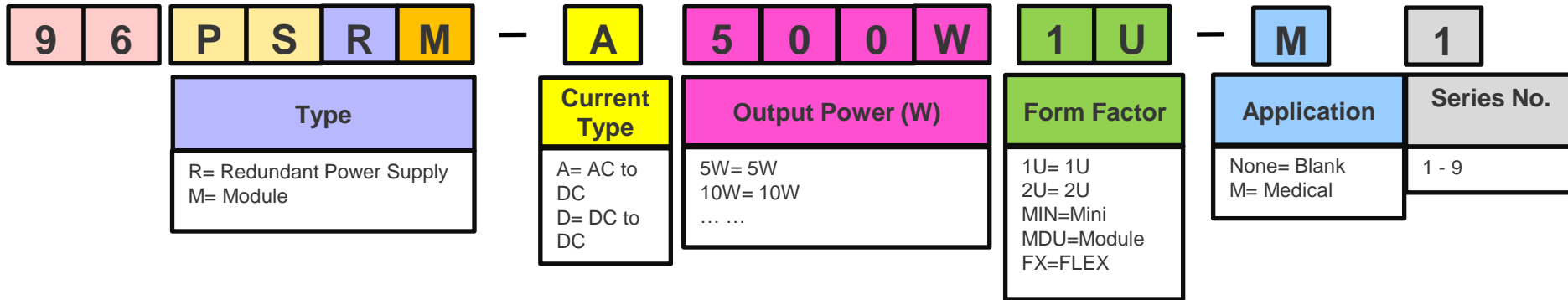
Q1/2015

Enabling an Intelligent Planet

ADVANTECH

Redundant Power Supply Naming Convention

96 Part Number




Color / Symbol Key




Redundant Power Supply– AC to DC



Redundant 1U



Redundant 2U



1H/2015

2H/2015

1H/2016

2H/2016


Q1/2015

Enabling an Intelligent Planet

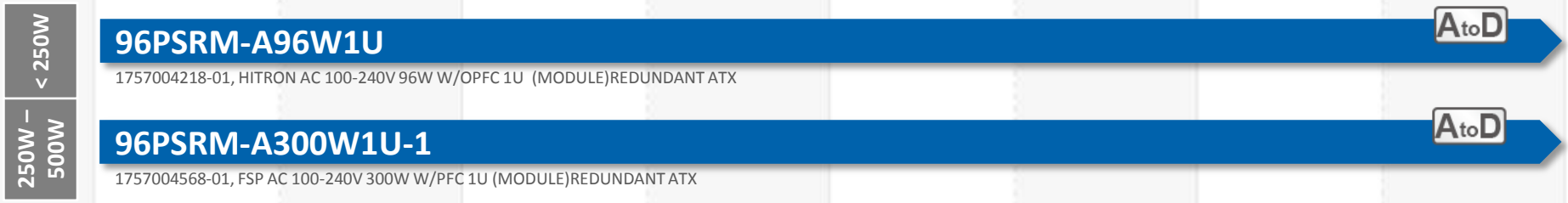


Redundant Power Supply– AC to DC

Mini Redundant



Redundant Module 1U



1H/2015

2H/2015

1H/2016

2H/2016

Redundant Power Supply–DC to DC

Available Planning Phasing-out
NEW New Focus Medical Medical Waterproof
80 PLUS BRONZE 80 PLUS GOLD AtoD AC to DC DtoD DC to DC

Redundant Module 1U

250W –
500W

96PSRM-D250W1U

1757004099-01, ZIPPY DC -48V 250W W/OPFC 1U (MODULE)REDUNDANT ATX

DtoD

501W+

96PSRM-D720W1U

1757004087-01, FSP DC -48V 720W W/OPFC 1U (MODULE)REDUNDANT ATX

DtoD

1H/2015

2H/2015

1H/2016

2H/2016

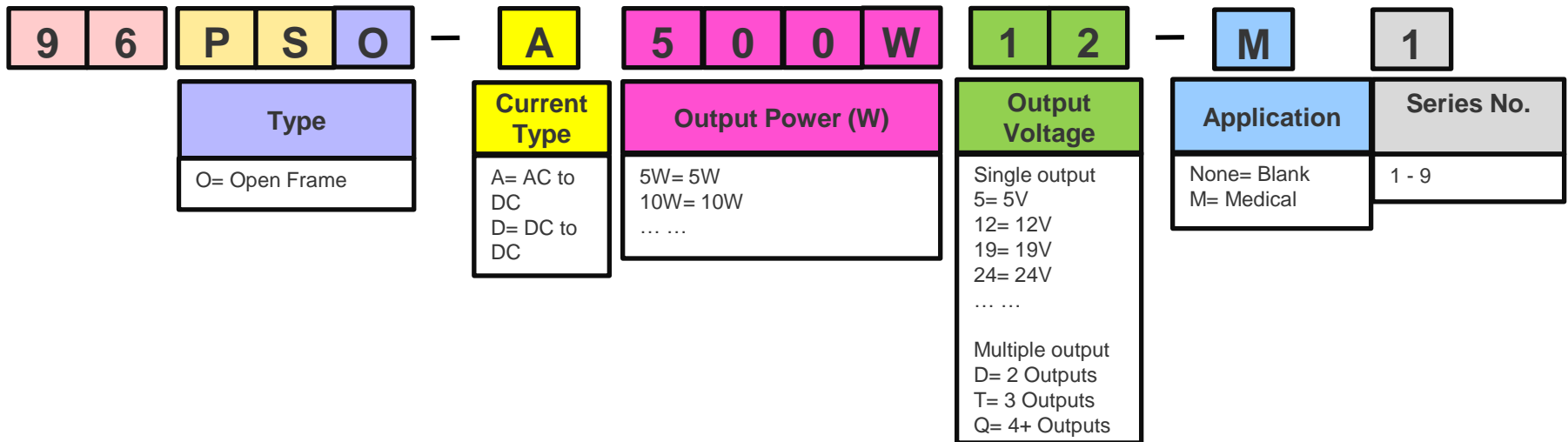
Q1/2015

Enabling an Intelligent Planet

ADVANTECH

Open Frame Power Supply Naming Convention

96 Part Number



Color / Symbol Key



Open Frame Power Supply – AC to DC

< 100W

101W-200W

96PSO-A40WD

1757003937, UNIVERSAL MICRO AC 90-264V 40W W/OPFC 2 Outputs OPEN FRAME

AtoD

96PSO-A60W12

1757003485, SINPRO AC 100-240V 60W W/OPFC OPEN FRAME

AtoD

96PSO-A60W24

1757000338, MAGGIE POWER AC 100-250V 60W W/OPFC OPEN FRAME

AtoD

96PSO-A120W12

1757004528-01, SKYNET AC 100-240V 120W W/PFC OPEN FRAME

AtoD

96PSO-A120W24

1757004251-01, ETASIS AC 100-240V 120W W/PFC OPEN FRAME

AtoD

96PSO-A120WQ

1757002341, ZIPPY AC 100-240V 120W W/PFC 4+ Outputs OPEN FRAME

AtoD

96PSO-A150W24

1757003825, SINPRO AC 100-240V 150W W/PFC OPEN FRAME

AtoD

96PSO-A150WQ

1757001886, FSP AC 100-240V 150W W/PFC 4+ Outputs OPEN FRAME

AtoD

96PSO-A150WQ-1

1757004285-01, FSP AC 100-240V 150W W/PFC 4+ Outputs OPEN FRAME

AtoD

96PSO-A150WQ-M

Medical

1757002642, MAGGIE POWER AC 100-240V 150W W/PFC 4+ Outputs OPEN FRAME

AtoD

96PSO-A200W12-M

Medical

1757004472-01, FSP AC 100-240V 200W W/PFC OPEN FRAM

AtoD

1H/2015

2H/2015

1H/2016

2H/2016

Q1/2015

Enabling an Intelligent Planet

ADVANTECH

Open Frame Power Supply – AC to DC

201W-300W

96PSO-A300W19-M

Medical

AtoD

1757003836, MAGGIE POWER AC 90-264V 300W W/PFC OPEN FRAME

96PSO-A400W19-M

Medical

AtoD

1757004559-01, DELTA AC 100-240V 400W W/PFC OPEN FRAME

Open Frame Power Supply – DC to DC

<100W

96PSO-D30W24

DtoD

1757004524-01, MEAN WELL DC 36-72V 30W W/OPFC OPEN FRAME

96PSO-D30W24-1

DtoD

1757004410-01, MEAN WELL DC 18-36V 30W W/OPFC OPEN FRAME

101W-200W

96PSO-D120WQ

DtoD

1757003935, MAGGIE POWER DC 10-30V 120W W/OPFC 4+ Outputs OPEN FRAME

96PSO-D120WQ-1

DtoD

1757001928, MAGGIE POWER DC 10-30V 120W W/PFC 4+ Outputs OPEN FRAME

1H/2015

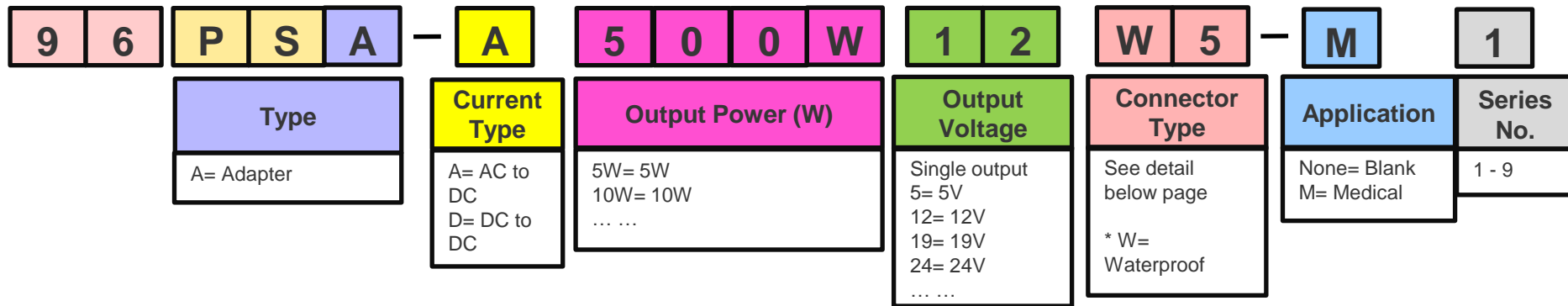
2H/2015

1H/2016

2H/2016

Adapter Power Supply Naming Convention

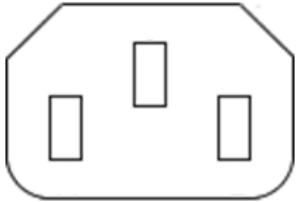
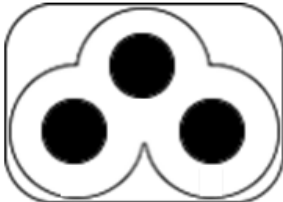


96 Part Number



Color / Symbol Key

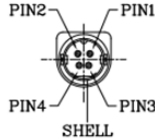

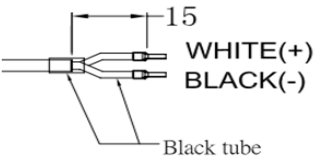
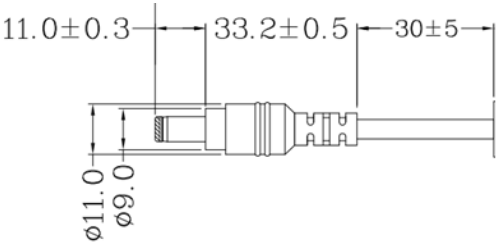
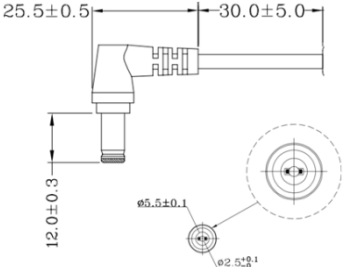


Adapter AC Inlet Types

IEC 320/C14 Inlet (Class I)	IEC 320/C6 Inlet (Class I)
	
	



Adapter Power Connector Type

Type	Coding		Drawing
Power Din 3Pin	D	3	  <p>Power DIN-4 Male Plug+ Lock Power DIN--4 pin, Male Plug+ Lock</p>
Power Din 4Pin		4	
Cord End Terminal 1.7φ×1.4φ×6mm	T	Blank	 <p>15 WHITE(+) BLACK(-) Black tube</p>
Cord End Terminal 1.7φ×1.4φ×6mm With 2Pcs		2	
DC Plug 180° 5.5φ×2.5φ×11mm	V	1	 <p>11.0±0.3 33.2±0.5 30±5 ø11.0 ø9.0</p>
DC Plug 180° 5.5φ×2.5φ×11mm (Y type)		2	
DC Plug 180° 5.5φ×2.5φ×10mm		3	
DC Plug 180° 5.5φ×2.5φ×12mm		4	
DC Plug 180° 5.5φ×2.5φ×9.5mm		5	
DC Plug 90° 5.5φ×2.5φ×11mm	R	1	 <p>25.5±0.5 30.0±5.0 12.0±0.3 ø5.5±0.1 ø2.5±0.1</p>
DC Plug 90° 5.5φ×2.5φ×12mm		2	

Adapter Power Connector Type (Cont. I)

Type	Coding		Drawing
Housing Receptacle 2x2 Pitch 4.2x4.2mm Socket Contact Type	H	4	
Housing Receptacle 2x3 Pitch 4.2x4.2mm Socket Contact Type		6	
Pluggable Terminal Blocks Screw Model Plug Type With Fixed Screw 90° 1x2 Pitch 5mm	P	2	
Pluggable Terminal Blocks Screw Model Plug Type With Fixed Screw 90° 1x3 Pitch 5mm		3	
Pluggable Terminal Blocks Screw Model Plug Type With Fixed Screw 90° 1x4 Pitch 5mm		4	
Lockable Waterproof M12 Metal 5Pin	W or S	5	
Lockable DC Plug 180° 5.5φx2.5φx6.5mm		6	
Lockable DC Plug 180° 5.5φx2.5φx7.5mm		7	
Lockable DC Plug 180° 5.5φx2.5φx9.5mm		9	

Reference only

Adapter AC to DC

Power Range	Model	Description	Features	Availability
< 25W	96PSA-A15W5P2	1757004474-01, SINPRO AC 100-240V 15W 5V 3.3A W/OPFC ADAPTER		AtoD
	96PSA-A15W5R2	1757004625-01, FSP AC 100-240V 15W 5V 3A W/OPFC ADAPTER EOL:Q1/2016		AtoD
	96PSA-A20W5D4	1757004489-01, FSP AC 100-240V 20W 5V 4A W/OPFC ADAPTER EOL:Q1/2016		AtoD
25W-50W	96PSA-A30W12V5	1757004406-01, EDAC AC 100-240V 30W 12V 2.5A W/OPFC ADAPTER		AtoD
	96PSA-A36W12P2	1757004473-01, FSP AC 100-240V 36W 12V 3A W/OPFC ADAPTER EOL:Q1/2016		AtoD
	96PSA-A36W12W6	1757004096-01, FSP AC 100-240V 36W 12V 3A W/PFC ADAPTER EOL:Q1/2016	Waterproof	AtoD
	96PSA-A40W12V3	1757004339-01, FSP AC 100-240V 40W 12V 3.33A W/OPFC ADAPTER EOL:Q1/2016		AtoD
	96PSA-A40W12W9	1757004522-01, SINPRO AC 100-240V 40W 12V 3.33A W/OPFC ADAPTER	Waterproof	AtoD
	96PSA-A45W12V1-M1	1757004253-01, SINPRO AC 100-240V 45W 12V 3.75A W/OPFC ADAPTER	Medical	AtoD
	96PSA-A60W12D4	1757004593-01, FSP AC 100-240V 60W 12V 5A W/OPFC ADAPTER EOL:Q1/2016		AtoD
51W-75W	96PSA-A60W12H4	1757004512-01, FSP AC 100-240V 60W 12V 5A W/OPFC ADAPTER EOL:Q1/2016		AtoD

1H/2015

2H/2015

1H/2016

2H/2016

Adapter AC to DC

Power Rating	Model	Description	Status	Availability	
51W-75W	96PSA-A60W12R1	1757003934, DELTA AC 100-240V 60W 12V 5A W/OPFC ADAPTER		Available	
	96PSA-A60W12W7	1757004349-01, DELTA AC 100-240V 60W 12V 5A W/OPFC ADAPTER		Available	
	96PSA-A60W19P2	1757000254, SINPRO AC 100-240V 60W 19V 3.15A W/PFC ADAPTER		Available	
	96PSA-A63W15V1-M	1757004210-01, SINPRO AC 100-240V 63W 15V 4.2A W/PFC ADAPTER		Available	
	96PSA-A63W18V1-M	1757003850, SINPRO AC 100-240V 63W 18V 3.5A W/PFC ADAPTER		Available	
	96PSA-A65W19V1	1757002943, FSP AC 100-240V 65W 19V 3.42A W/PFC ADAPTER		Available	
	96PSA-A65W19V2	1757004212-01, FSP AC 100-240V 65W 19V 3.42A W/OPFC ADAPTER EOL:Q1/2016		Phasing-out	
	96PSA-A65W19V4	1757004386-01, DELTA AC 100-240V 65W 19V 3.42A W/OPFC ADAPTER		Available	
	76W-100W	96PSA-A80W19P2	1757004595-01, SINPRO AC 100-240V 80W 19V 4.21A W/PFC ADAPTER		Available
		96PSA-A80W24D4-M	1757000120, SINPRO AC 100-240V 80W 24V 3.33A W/PFC ADAPTER		Available
96PSA-A84W12D4		1757004165-01, FSP AC 100-240V 84W 12V 7A W/PFC ADAPTER EOL:Q1/2016		Phasing-out	
96PSA-A84W12V1		1757004470-01, FSP AC 100-240V 84W 12V 7A W/PFC ADAPTER		Available	

1H/2015

2H/2015

1H/2016

2H/2016

Q1/2015

Enabling an Intelligent Planet



Adapter AC to DC

76W-100W

101W-200W

Product Name	Availability	Medical	Waterproof	80 PLUS
96PSA-A84W12W6 1757004519-01, FSP AC 100-240V 84W 12V 7A W/PFC ADAPTER EOL:Q1/2016	Available		Waterproof	
96PSA-A90W19T2 1757003463, FSP AC 100-240V 90W 19V 4.74A W/PFC ADAPTER	Available			
96PSA-A100W18D4-M3 1757003851, SINPRO AC 100-240V 100W 18V 5.5A W/PFC ADAPTER	Available	Medical		
96PSA-A100W18D4-M1 1757001537, SINPRO AC 240V 100W 18V 5.55A W/PFC ADAPTER	Available	Medical		
96PSA-A100W18V4-M 1757004095-01, SINPRO AC 100-240V 100W 18V 5.5A W/PFC ADAPTER	Available	Medical		
96PSA-A100W12W9 1757004530-01, SINPRO AC 100-240V 100W 12V 8.33A W/PFC ADAPTER	Available		Waterproof	
96PSA-A120W19P4 1757004523-01, FSP AC 100-240V 120W 19V 6.32A W/PFC ADAPTER EOL:Q1/2016	Available			
96PSA-A130W19P4 1757004529-01, SINPRO AC 100-240V 130W 19V 6.84A W/PFC ADAPTER	Available			
96PSA-A150W12D4 1757004309-01, FSP AC 100-240V 150W 12V 12.5A W/PFC ADAPTER EOL:Q1/2016	Available			
96PSA-A150W19D4-M 1757004228-01, FSP AC 115-230V 150W 19V 7.9A W/OPFC ADAPTER	Available	Medical		
96PSA-A150W19P2 1757004597-01, FSP AC 100-240V 150W 19V 7.89A W/PFC ADAPTER	Available			

1H/2015

2H/2015

1H/2016

2H/2016

Adapter AC to DC

100W-200W

96PSA-A180W24D4

1757004227-01, DELTA AC 110-240V 180W 24V 7.5A W/PFC ADAPTER

AtoD

96PSA-A200W24D3

1757004331-01, EDAC AC 100-240V 200W 24V 8.33A W/PFC ADAPTER

AtoD

201W+

96PSA-A220W24H6

1757004475-01, FSP AC 100-240V 220W 24V 9.16A W/PFC ADAPTER EOL:Q1/2016

AtoD

96PSA-A220W24P4

1757004518-01, FSP AC 100-240V 220W 24V 9.16A W/PFC ADAPTER EOL:Q1/2016

AtoD

Adapter DC to DC

76W-100W

96PSA-D90W18W5

1757004513-01, AMPEROR DC 10-32V 90W 18.5V 4.9A W/OPFC CAR ADAPTER

DtoD

96PSA-D90W18W5-1

1757004514-01, AMPEROR DC 10-32V 90W WITH 12V RELAY W/OPFC CAR ADAPTER

DtoD

96PSA-D90W18W5-2

1757004515-01, AMPEROR DC 10-32V 90W WITH 24V RELAY W/OPFC CAR ADAPTER

DtoD

1H/2015

2H/2015

1H/2016

2H/2016

Thank you



Q3/2014

Enabling an Intelligent Planet

ADVANTECH